

1310 U-JOINTS

STEP 1: VEHICLE DATA

Year, Make, Model: _____

Max Speed: _____

Engine & transmission specifications

Max RPM: _____ HP & Torque: _____

Transmission Make & Model: _____

Driveline information

High & Low Gear Ratio: _____

Rear Diff Type & Gear Ratio: _____

Rear Tire Size: _____ Min. Distance to Exhaust: _____

Current Driveshaft O.D.: _____

STEP 2: DRIVESHAFT OPTIONS

1. U-joints:

Front	Rear	Series	Joint Type	Figure	Cap Dia (D)	Width (E)	Cap Dia (F)	Width (G)
<input type="checkbox"/>	<input type="checkbox"/>	1310	Solid	1	1.063"	3.219"	1.063"	3.219"
<input type="checkbox"/>	<input type="checkbox"/>	1310-1330	Conversion	1	1.063"	3.219"	1.063"	3.622"
<input type="checkbox"/>	<input type="checkbox"/>	1310-1350	Conversion	1	1.063"	3.219"	1.188"	3.622"
<input type="checkbox"/>	<input type="checkbox"/>	1310-3R	Conversion	2	1.063"	3.219"	1.125"	2.556"

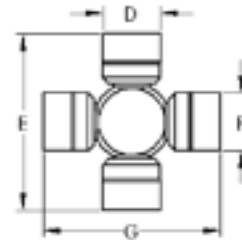


FIGURE 1

2. Full spline slip yoke:

- GM 27 - 1.503" O.D., 5.5" Long, Billet
- GM 32 - 1.886" O.D., 5.5" Long, Billet
- Ford 28 - 1.499" O.D., 6.0" Long, Billet
- Ford 31 - 1.684" O.D., 7.0" Long

3. Diameter:

- 2.25" (JJC-AA0230)
- 3.2" (JJC-AA0310)

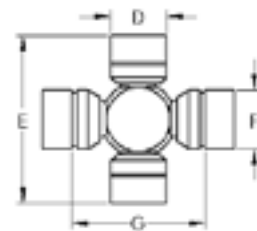


FIGURE 2

STEP 3: DRIVESHAFT MEASUREMENTS

Take measurements with vehicle at ride height. Measure to within 1/16". Available in lengths up to 65".

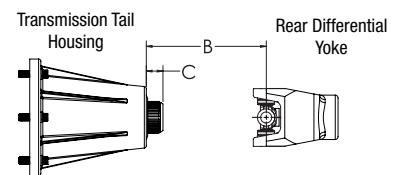
Center of front U-joint to center of rear U-joint or end of flange yoke (A² or E): _____

² Take this u-joint center-to-center measurement with the slip yoke in its operating position. The slip yoke operating position is typically determined by pulling the slip yoke out of the transmission ¹ after it is fully bottomed out.


End of transmission tail housing to center of rear U-joint (B): _____

End of output shaft to end of transmission tail housing (C): _____

Detailed View Minus the Driveshaft



Driveshaft Assembly with Rear U-Joint



Driveshaft Assembly with Rear Flange Yoke





REV™ SERIES CARBON FIBER DRIVESHAFT ORDER FORM

PAYMENT & LEAD TIME

50% **non-refundable** deposit required on all custom driveshaft orders before production begins. The approximate lead time for a custom driveshaft is 2 weeks from receipt of completed order form, unless otherwise indicated in writing from QA1.

LEGAL DISCLAIMER NOTICE

This composite driveshaft product and related components are sold as-is without any warranty whatsoever, expressed or implied, including but not limited to any implied warranties of merchantability or fitness for a particular purpose. QA1 assumes no responsibility or liability for the selection, installation or any use of the products. The end user acknowledges that the product will be used for vehicles with not more than 2000 HP with max torque of 1500 lb*ft for driveshafts using 1350 Series U-joints and not more than 750 HP with max torque of 500 lb*ft for driveshafts using all other U-joints and assumes any and all risks related to such activities. The end user and any person who installs this product and related components are solely responsible for determination of the suitability of the product and components selected. The end user installs and uses the products and components at their own risk and agrees to fully indemnify QA1 against any claims, damages or losses resulting from the selection, installation or use of the products or related components.

Only experienced and qualified persons should install the products and components. Failure to properly install the product or related components may result in vehicle damage, personal injury or death.

QA1 IS NOT RESPONSIBLE FOR IMPROPER OR INCORRECT INFORMATION PROVIDED BY CUSTOMER.

ALL SALES FINAL.

Warning: Be sure to inspect all components regularly, especially following a crash. Do not use any components which may have been damaged.

Warning: If composite driveshaft is dropped or damaged, it should be taken out of service and replaced.

QUESTIONS?

For any questions, please contact QA1 at 800.721.7761 or 952.985.5675 to speak to a support specialist. Our office hours are Monday - Friday, 8 am - 5 pm CST.

SUBMITTING THE ORDER FORM

Please submit this completed order form to an authorized QA1 dealer or directly to QA1 via email at sales@qa1.net or via fax at 952.985.5679.

COMPLETED BY BUYER

By signing below, I agree to the above disclaimer information and confirm that all information I have provided is accurate.

Signature: _____ Date: _____

Print Name: _____

Address: _____

City: _____ State: _____ Zip: _____

Email: _____ Phone: _____

COMPLETED BY DEALER

QA1 Dealer Name: _____

Address: _____

City: _____ State: _____ Zip: _____

Email: _____ Phone: _____

Submitted to QA1 by: _____ Date: _____